

+ Datasheet EE072

Humidity and Temperature Probe
with Digital Interface



EE072

Humidity and Temperature Probe with Digital Interface

The EE072 probe meets the highest requirements of demanding process and climate control applications such as in agriculture, life stock, food, pharma, clean rooms, outdoor, artificial snow machines and transportation. Besides the measurement of relative humidity (RH) and temperature (T) the EE072 calculates all other humidity related parameters.

Measurement Performance

The high-end E+E humidity sensing element manufactured in state-of-the-art thin film technology stands for outstanding measurement accuracy.

Long-Term Stability

The E+E proprietary coating protects the sensing element against corrosive and electrically conductive pollution. The combination of robust sensing head and fully encapsulated electronics leads to outstanding performance even in harsh and condensing environment.

Versatile and Reliable

With its IP65 stainless steel or polycarbonate enclosure and the wide choice of filter caps, the EE072 tackles even challenging industrial applications.

Easy Installation

The M12x1 connector and the standard-compliant digital communication via Modbus RTU or CANopen facilitate the design-in of the sensor and minimize installation costs.

Configurable and Adjustable

The setup and adjustment of the EE072 can be easily performed with an optional adapter and the free PCS10 Product Configuration Software.



EE072 with polycarbonate enclosure and membrane filter



EE072 with stainless steel enclosure and stainless steel sintered filter

Features



Measurement performance

- High RH / T accuracy
- Temperature compensation
- Calculated variables
 - Dew point (Td)
 - Frost point (Tf)
 - Wet bulb temperature (Tw)
 - Ice bulb temperature (Ti)
 - Water vapour partial pressure (e)
 - Mixture ratio (r)
 - Absolute humidity (dv)
 - Specific enthalpy (h)
- Configurable pressure compensation parameter

Mechanical construction

- Stainless steel or polycarbonate enclosure
- IP65
- Encapsulated electronics

Connection


- RS485 with Modbus RTU
- CANopen
- M12x1 connector

E+E RH/T sensing element

- Very robust
- E+E proprietary coating
- Sealed solder pads
- Tested according to automotive standard AEC-Q200

Configurable and adjustable

- Free configuration software



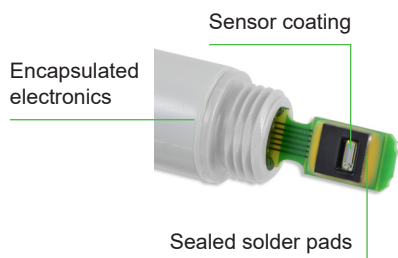
Inspection certificate

According to DIN EN 10204-3.1

Features

Protective Sensor Coating


The E+E proprietary sensor coating is a protective layer applied to the active surface of the sensing element. The coating substantially extends sensor lifetime and ensures optimal measurement performance in corrosive environment (salts, off-shore applications). Additionally, it improves the sensors' long term stability in dusty, dirty or oily applications by preventing stray impedance caused by deposits on the active sensor surface.



Sensing head with sensor coating and underfiller

E+E Modular Sensor Platform

The EE072 is compatible with the Sigma 05 host device of the E+E Modular Sensor Platform. Together they become a versatile, plug-and-play RH/T modular sensor with analogue outputs and optional display. Besides EE072, Sigma 05 accommodates also other E+E intelligent sensing probes. See www.epluse.com/sigma05 for further details.

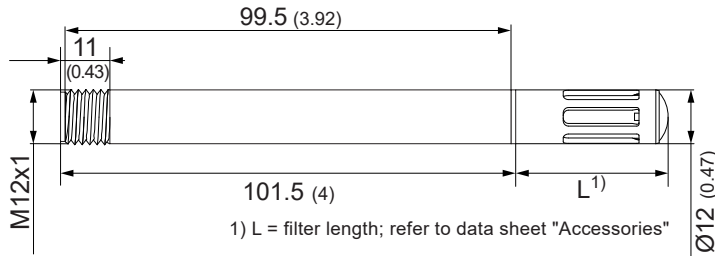


Sigma 05 with EE072

Dimensions

Values in mm (inch)

Probe



Technical Data

Measurands

Relative Humidity (RH)

Measuring range	0...100 %RH
Accuracy¹⁾ incl. hysteresis, non-linearity and repeatability	$\pm(1.3 + 0.3 \% \text{ mv}) \%RH$ $\pm 2,3 \%RH$ $\pm(1.5 + 1.5 \% \text{ mv}) \%RH$
RH ≤ 90 % -15...+40 °C (5...+104 °F)	
RH > 90 % -15...+40 °C (5...+104 °F) -40...+80 °C (-40...+176 °F)	
Response time t_{90} , typ. @20 °C (68 °F)	≤15 s with stainless steel grid filter
Measuring interval	1 s
Resolution	0.01 %RH

mv = measured value

1) Traceable to international standards, administrated by NIST, PTB, BEV,...

The accuracy statement includes the uncertainty of the factory calibration with an enhancement factor k=2 (2-times standard deviation).

The accuracy was calculated in accordance with EA-4/02 and with regard to GUM (Guide to the Expression of Uncertainty in Measurement).

For Modbus, the accuracy is defined at a 12 V DC supply, baud rate 9600, without termination resistor, a polling interval ≥1 s and a flow velocity > 0.2 m/s. For CANopen, the accuracy is defined at a flow velocity > 0.2 m/s.

Temperature (T)

Measuring range	-40...+80 °C (-40...176 °F)
Accuracy¹⁾	$\pm \Delta T [^{\circ}C]$
Measuring interval	1 s
Resolution	0.01 °C

1) Traceable to international standards, administrated by NIST, PTB, BEV,...

The accuracy statement includes the uncertainty of the factory calibration with an enhancement factor k=2 (2-times standard deviation).

The accuracy was calculated in accordance with EA-4/02 and with regard to GUM (Guide to the Expression of Uncertainty in Measurement).

For Modbus, the accuracy is defined at a 12 V DC supply, baud rate 9600, without termination resistor, a polling interval ≥1 s and a flow velocity > 0.2 m/s (39 ft/min). For CANopen, the accuracy is defined at a flow velocity > 0.2 m/s (39 ft/min).

Technical Data

Outputs




Digital

Digital interface	RS485 (EE072 = 1 unit load)
Protocol Factory settings¹⁾ Supported Baud rates Measured data types	Modbus RTU 9 600 Baud, parity even, 1 stop bit, Modbus address 234 9 600, 19 200, 38 400, 57 600, 76 800 and 115 200 FLOAT32 und INT16
Protocol / Profile Connector Factory settings²⁾ Supported Baud rates	CANopen / device profile CiA 404 M12x1, 5 poles, pin assignment according to CiA 303-1 Data rate 125 kBit/s, node ID 64 125 kBit/s, 250 kBit/s, 500 kBit/s, 800 kBit/s, 1 MBit/s

1) For more details about communication setting see User Manual and Modbus Application Note at www.epluse.com/ee072.

2) For further information on the configuration see User Manual and the EDS file (Electronic Data Sheet).

General

Power supply class III  USA & Canada: Class 2 supply necessary	10 - 28 V DC
Current consumption , typ.	3 mA (RS485, without termination resistor) 8 mA (CAN)
Storage conditions	-40...80 °C (-40...176 °F) 0...95 %RH, non-condensing
Enclosure	Material Polycarbonate RAL 7035 Stainless steel 1.4404 / AISI 316 Protection rating IP65 (when plugged into an appropriate M12x1 socket)
Electromagnetic compatibility	EN 61326-1:2013 EN 61326-2-3:2013 Industrial environment FCC Part15 Class B ICES-003 Class B
Conformity	 
Configuration and adjustment	PCS10 Product Configuration Software Free download from www.epluse.com/pcs10

Ordering Guide

Feature	Description	Code	
		EE072-	
Enclosure material	Polycarbonate (PC)	HS1	
	Stainless steel	HS2	
Temperature accuracy	High	TT1	
	Standard	TT2	TT2
Filter	Membrane, polycarbonate body	F2	
	Metal grid, polycarbonate body	F3	
	Stainless steel sintered	F4	
	Polytetrafluoroethylene (PTFE)	F5	
	Stainless steel - metal grid (up to 180 °C / 356 °F)	F9	
	PTFE membrane, stainless steel body	F11	
	Catalytic for H ₂ O ₂ sterilisation	F12	
Digital interface	RS485 (Modbus RTU)	J3	
	CANopen		J8

Order Examples

EE072-HS2TT1F4J3

Feature	Code	Description
Enclosure material	HS2	Stainless steel
Temperature accuracy	TT1	High
Filter	F4	Stainless steel sintered
Digital interface	J3	RS485 (Modbus RTU)

EE072-HS1TT2F3J8

Feature	Code	Description
Enclosure material	HS2	Polycarbonate (PC)
Temperature accuracy	TT2	Standard
Filter	F3	Metal grid, polycarbonate body
Digital interface	J8	CANopen


Accessories

For further information see datasheet [Accessories](#).

Accessories general	Code
E+E Product Configuration Software (Free download: www.epluse.com/pcs10)	PCS10
Protection cap for the M12 cable socket	HA010781
Protection cap for the M12 plug of EE072	HA010782
Protection cap for 12 mm (0.47") probe	HA010783
Stainless steel mounting flange	HA010201
Plastic mounting flange	HA010202
M12 Y adaptor	HA030204
Wall mounting clip	HA010211
Radiation shield for probes with Ø12mm (Ø0.47")	HA010502
Drip water protection	HA010503

Accessories Modbus	Code	
M12 cable connector for self assembly, 4 poles	HA010707	
Modbus configuration adapter	HA011018	
Connection cable M12 - flying leads	1.5 m (59.06")	HA010819
	5 m (196.85")	HA010820
	10 m (393.70")	HA010821

Accessories CAN	Code
M12 cable connector for self assembly, 5 poles	HA010708
CAN configuration adapter	HA011021
Connection cable CAN with 120 Ω termination, M12, 1.8 m (5.9 ft)	HA010850



Company Headquarters &
Production Site

E+E Elektronik Ges.m.b.H.
Langwiesen 7
4209 Engerwitzdorf | Austria
T +43 7235 605-0
F +43 7235 605-8
info@epluse.com
www.epluse.com

Subsidiaries

E+E Sensor Technology (Shanghai) Co., Ltd.
T +86 21 6117 6129
info@epluse.cn

E+E Elektronik France SARL
T +33 4 74 72 35 82
info.fr@epluse.com

E+E Elektronik Deutschland GmbH
T +49 6171 69411-0
info.de@epluse.com

E+E Elektronik India Private Limited
T +91 990 440 5400
info.in@epluse.com

E+E Elektronik Italia S.R.L.
T +39 02 2707 86 36
info.it@epluse.com

E+E Korea Co., Ltd.
T +82 31 732 6050
info.kr@epluse.com

E+E Elektronik Corporation
T +1 847 490 0520
info.us@epluse.com

Version v2.7 | 03-2023
Modification rights reserved



—
your partner
in sensor
technology.

www.epluse.com